



(1)(a) STATEMENT SHOWING SHAREHOLDING PATTERN IN CLAUSE-35			
NAME OF THE COMPANY: PHOTON CAPITAL ADVISORS LIMITED		Name of the Scrip:	
SCRIP CODE:	509084		
Class of Security:			
QUARTER ENDED:	30/06/2015		
		As a % of total no. of partly paid-up shares	As a % of total no. of shares of the Company.
Partly paid-up shares			
Held by promoter/promoter group	0	0	0
Held by Public	0	0	0
Total:	0	0	0
		As a % of total no. of outstanding convertible securities.	As a % of total no. of shares of the Company assuming full conversion of the convertible securities
Outstanding convertible securities:			
Held by promoter/promoter group	0	0	0
Held by Public	0	0	0
Total:	0	0	0
		As a % of total no. of warrants	As a % of total no. of shares of the Company, assuming full conversion of warrants
Warrants:			
Held by promoter/promoter group	0	0	0
Held by Public	0	0	0
Total:	0	0	0
Total paid-up capital of the Company, assuming full conversion of warrants and convertible securities	1513694	0	100.00



Tejraj N. N. N.

CATEGORY CODE	CATEGORY OF SHAREHOLDER	NO OF SHAREHOLDERS	TOTAL NUMBER OF SHARES	NO OF SHARES HELD IN DEMATERIALIZED FORM	TOTAL SHAREHOLDING AS A % OF TOTAL NO OF SHARES			SHARES PLEDGED OR OTHERWISE ENCUMBERED					
					(IV)	(V)	(VI)	As a PERCENTAGE of (A+B+C)	As a PERCENTAGE of (A+B)	(VII)	(VIII)	(IX)=(VIII)/(IV)*100	
(I)	PROMOTER AND PROMOTER GROUP												
(A)	IND/IAN												
(a)	Individual/HUF	3	984958	984958			65.07	65.07			0		0.00
(b)	Central Government/State Government(s)	0	0	0			0.00	0.00			0		0.00
(c)	Bodies Corporate	4	148631	148631			9.82	9.82			0		0.00
(d)	Financial Institutions / Banks	0	0	0			0.00	0.00			0		0.00
(e)	Others	0	0	0			0.00	0.00			0		0.00
	Sub-Total A(1) :	7	1133589	1133589			74.89	74.89			0		0.00
(2)	FOREIGN												
(a)	Individuals (NRIs/Foreign Individuals)	0	0	0			0.00	0.00			0		0.00
(b)	Bodies Corporate	0	0	0			0.00	0.00			0		0.00
(c)	Institutions	0	0	0			0.00	0.00			0		0.00
(d)	Qualified Foreign Investor	0	0	0			0.00	0.00			0		0.00
(e)	Others	0	0	0			0.00	0.00			0		0.00
	Sub-Total A(2) :	0	0	0			0.00	0.00			0		0.00
	Total A=A(1)+A(2)	7	1133589	1133589			74.89	74.89			0		0.00
(B)	PUBLIC SHAREHOLDING												
(1)	INSTITUTIONS												
(a)	Mutual Funds /UTI	0	0	0			0.00	0.00			0		0.00
(b)	Financial Institutions /Banks	0	0	0			0.00	0.00			0		0.00
(c)	Central Government / State Government(s)	0	0	0			0.00	0.00			0		0.00
(d)	Venture Capital Funds	0	0	0			0.00	0.00			0		0.00
(e)	Insurance Companies	0	0	0			0.00	0.00			0		0.00
(f)	Foreign Institutional Investors	0	0	0			0.00	0.00			0		0.00
(g)	Foreign Venture Capital Investors	0	0	0			0.00	0.00			0		0.00
(h)	Qualified Foreign Investor	0	0	0			0.00	0.00			0		0.00
(i)	Others	0	0	0			0.00	0.00			0		0.00
	Sub-Total B(1) :	0	0	0			0.00	0.00			0		0.00



Tejpal Nishy

CATEGORY CODE	CATEGORY OF SHAREHOLDER	NO OF SHAREHOLDERS	TOTAL NUMBER OF SHARES	NO OF SHARES HELD IN DEMATERIALIZED FORM	TOTAL SHAREHOLDING AS A % OF TOTAL NO OF SHARES			SHARES PLEDGE OR OTHERWISE ENCUMBERED
					AS a PERCENTAGE of (A+B)	As a PERCENTAGE of (A+B+C)	NUMBER OF SHARES	
(I)	(II)	(III)	(IV)	(V)	(VI)	(VII)	(VIII)	(IX)=(VIII)/(IV)*100
(2)	NON-INSTITUTIONS							
(a)	Bodies Corporate	34	6806	2644	0.45	0.45		
(b)	Individuals							
	(i) Individuals holding nominal share capital upto Rs.1 lakh	6633	373107	40074	24.65	24.65		
	(ii) Individuals holding nominal share capital in excess of Rs.1 lakh	0	0	0	0.00	0.00		
(c)	Others							
	NON RESIDENT INDIANS	1	192	192	0.01	0.01		
(d)	Qualified Foreign Investor	0	0	0	0.00	0.00		
	Sub-Total B(2) :	6668	380105	42910	25.11	25.11		
	Total B=B(1)+B(2) :	6668	380105	42910	25.11	25.11		
	Total (A+B) :	6675	1513694	1176499	100.00	100.00		
(C)	Shares held by custodians, against which Depository Receipts have been issued							
(1)	Promoter and Promoter Group	0	0	0	0.00	0.00		
(2)	Public							
	GRAND TOTAL (A+B+C) :	6675	1513694	1176499	100.00	100.00	0	0.00



Tejpal Nandy

Sr.No	Name of the Shareholder	Details of Shares held		Encumbered shares (*)			Details of Warrants		Details of convertible securities		Total Shares (including underlying shares assuming full conversion of warrants and convertible securities) as a % of diluted share capital
		No. of Shares held	As a % of grand total (A)+(B)+(C)	Pledge Shares	AS a percentage (VI)=(V)/(III)*100	AS a % of grand total (A) + (B) + (C) of sub-clause (I)(a)	Number of warrants held	As a % total number of warrants of the same class	Number of convertible securities held	As a % total number of convertible securities of the same class	
(i)	(ii)	(iii)	(iv)	(v)	(vi)=(v)/(iii)*100	(vii)	(viii)	(ix)	(x)	(xi)	(xii)
1	TEJASWY NANDURY	499440	32.99	0	0.00	0.00	0	0.00	0	0.00	32.99
2	SOBHA RANI NANDURI	467416	30.88	0	0.00	0.00	0	0.00	0	0.00	30.88
3	SOVEN MANAGEMENT ASSOCIATES PVT LTD	511444	3.38	0	0.00	0.00	0	0.00	0	0.00	3.38
4	INANDURY FINANCE AND INVESTMENTS PVT LTD	47880	3.16	0	0.00	0.00	0	0.00	0	0.00	3.16
5	ALCHEMIST HR SERVICES PVT LTD	40320	2.66	0	0.00	0.00	0	0.00	0	0.00	2.66
6	VENNELA NANDURY	18102	1.20	0	0.00	0.00	0	0.00	0	0.00	1.20
7	HIFCO CONSUMER CREDIT LIMITED	9287	0.61	0	0.00	0.00	0	0.00	0	0.00	0.61
TOTAL :		1133589	74.89	0	0.00	0.00	0	0.00	0	0.00	74.89




Tejap Nandy

(f)(c)(i) Statement showing holding of securities (including shares, warrants, convertible securities) of persons belonging to the category "Public" and holding more than 1% of the total number of shares						
Sr.No.	Name of the shareholder	Number of shares held	Shares as a percentage of total number of shares (i.e., Grant total (A)+(B)+(C) indicated in Statement at para (f)(a) above)	Details of warrants		Total shares (including underlying shares assuming full conversion of warrants and convertible securities) as a % of diluted share capital)
				Number of warrants held	As a % total number of warrants of the same class	
				Number of convertible securities held	% w.r.t total number of convertible securities of the same class	
				0	0	0
TOTAL :				0	0	0



Tejraj N. K.

Statement showing holding of securities (including shares, warrants, convertible securities) of persons (together with PAC) belonging to the category "Public" and holding more than 5% of the total number of shares of the company						
(I)(c)(ii) Sr.No.	Name(s) of the shareholder(s) and the Persons Acting in Concert (PAC) with them	Number of shares held	Shares as a percentage of total number of shares (i.e., Grant total (A)+(B)+(C) indicated in Statement at para (I)(a) above)	Details of warrants		Total shares (including underlying shares assuming full conversion of warrants and convertible securities) as a % of diluted share capital)
				Number of warrants held	As a % total number of warrants of the same class	
TOTAL :			0	0	0	0



Tajee Nady

STATEMENT SHOWING DETAILS OF LOCKED-IN SHARES"			
(I)(d)			
Sr.No.	Name of the shareholder	Number of locked-in shares	Locked-in shares as a (%) percentage of total number of shares {i.e, Grand Total (A)+(B)+(C) Indicated in Statement at para (I)(a) above}
TOTAL :		0	0




Tejendra K. Bhatnagar

STATEMENT SHOWING DETAILS OF DEPOSITORY RECEIPTS (DRS)				
(II)(a)				
Sr.No:	Type of outstanding DR (ADRs,GDRs,SDRs,etc.)	Number of outstanding DRS	Number of shares underlying outstanding DRS	Shares underlying outstanding DRS as a percentage of total number of shares {i.e., Grand Total (A)+(B)+(C) indicated in Statement at Para(I)(a) above}
		0		
	TOTAL :	0		0



Tejpal Nishy

(II)(b)	Statement showing Holding of Depository Receipts (DRs), where underlying shares held by "Promoter/Promoter group" are in excess of 1% of the total number shares.			
Sr.No.	Name of the DR Holder	Type of outstanding DR (ADRs,GDRs,SDRs, etc.)	Number of shares underlying outstanding DRs	Shares underlying outstanding DRs as a percentage of total number of shares (i.e., Grand Total (A)+(B)+(C) indicated in Statement at para(I)(a) above)
TOTAL :			0	0



Tejpal Nundy