



PHOTON CAPITAL ADVISORS LTD.

(Formerly HIFCO MARWEL LIMITED)

CIN No: L65910TG1983PLC004368

Date: 07.04.2015

To
The Manager,
DCS - CRD,
Bombay Stock Exchange Ltd.
Phiroze Jeejeebhoy Towers,
25th Floor, Dalal Street,
Mumbai - 400 001.

Dear Sir/Madam,

Sub: Shareholding Pattern for the quarter ending 31.03.2015 under Clause 35 of the Listing Agreement.

We enclose herewith Shareholding pattern for the quarter ending 31.03.2015 pursuant to Clause 35 of the Listing Agreement.

Thanking you,

Yours faithfully

For PHOTON CAPITAL ADVISORS LIMITED

**TEJASWY NANDURY
WHOLE TIME DIRECTOR**

Encl: As above



(1)(a) STATEMENT SHOWING SHAREHOLDING PATTERN IN CLAUSE-35

NAME OF THE COMPANY: PHOTON CAPITAL ADVISORS LIMITED

SCRIP CODE: 509084

Class of Security:

QUARTER ENDED: 31/03/2015

Name of the Scrip:

Partly paid-up shares

No. of partly paid-up shares

As a % of total no. of partly paid-up shares

As a % of total no. of shares of the Company.

Held by promoter/promoter group 0 0 0

Held by Public 0 0 0

Total: 0 0 0

Outstanding convertible securities:
No. of outstanding securities
As a % of total no. of outstanding convertible securities.
As a % of total no. of shares of the Company assuming full conversion of the convertible securities

Held by promoter/promoter group 0 0 0

Held by Public 0 0 0

Total: 0 0 0

Warrants:
No. of warrants
As a % of total no. of warrants
As a % of total no. of shares of the Company, assuming full conversion of warrants

Held by promoter/promoter group 0 0 0

Held by Public 0 0 0


Total: 0 0 0

Total paid-up capital of the Company, assuming full conversion of warrants and convertible securities
1513694 0 100.00



Tejinder Singh

| CATEGORY CODE | CATEGORY OF SHAREHOLDER | NO OF SHAREHOLDERS | TOTAL NUMBER OF SHARES | NO OF SHARES HELD IN DEMATERIALIZED FORM | TOTAL SHAREHOLDING AS A % OF TOTAL NO OF SHARES | | | SHARES PLEDGE OR OTHERWISE ENCUMBERED | | | | |
|---------------|--|--------------------|------------------------|--|---|------|--------------|---------------------------------------|----------|--------|----------------------|-------------|
| | | | | | (III) | (IV) | (V) | (VI) | (VII) | (VIII) | (IX)=[VIII]/(IV)*100 | |
| (I) | (II) | | | | | | | | | | | |
| (A) | PROMOTER AND PROMOTER GROUP | | | | | | | | | | | |
| (1) | INDIAN | 3 | 984958 | 984958 | | | 65.07 | 65.07 | 0 | | | 0.00 |
| (a) | Individual /HUF | 0 | 0 | 0 | | | 0.00 | 0.00 | 0 | | | 0.00 |
| (b) | Central Government/State Government(s) | 4 | 148631 | 148631 | | | 9.82 | 9.82 | 0 | | | 0.00 |
| (c) | Bodies Corporate | 0 | 0 | 0 | | | 0.00 | 0.00 | 0 | | | 0.00 |
| (d) | Financial Institutions / Banks | 0 | 0 | 0 | | | 0.00 | 0.00 | 0 | | | 0.00 |
| (e) | Others | 0 | 0 | 0 | | | 0.00 | 0.00 | 0 | | | 0.00 |
| | Sub-Total A(1) : | 7 | 1133589 | 1133589 | | | 74.89 | 74.89 | 0 | | | 0.00 |
| (2) | FOREIGN | | | | | | | | | | | |
| (a) | Individuals (NRIs/Foreign Individuals) | 0 | 0 | 0 | | | 0.00 | 0.00 | 0 | | | 0.00 |
| (b) | Bodies Corporate | 0 | 0 | 0 | | | 0.00 | 0.00 | 0 | | | 0.00 |
| (c) | Institutions | 0 | 0 | 0 | | | 0.00 | 0.00 | 0 | | | 0.00 |
| (d) | Qualified Foreign Investor | 0 | 0 | 0 | | | 0.00 | 0.00 | 0 | | | 0.00 |
| (e) | Others | 0 | 0 | 0 | | | 0.00 | 0.00 | 0 | | | 0.00 |
| | Sub-Total A(2) : | 0 | 0 | 0 | | | 0.00 | 0.00 | 0 | | | 0.00 |
| | Total A=A(1)+A(2) | 7 | 1133589 | 1133589 | | | 74.89 | 74.89 | 0 | | | 0.00 |
| (B) | PUBLIC SHAREHOLDING | | | | | | | | | | | |
| (1) | INSTITUTIONS | | | | | | | | | | | |
| (a) | Mutual Funds /UTI | 0 | 0 | 0 | | | 0.00 | 0.00 | 0 | | | 0.00 |
| (b) | Financial Institutions /Banks | 0 | 0 | 0 | | | 0.00 | 0.00 | 0 | | | 0.00 |
| (c) | Central Government / State Government(s) | 0 | 0 | 0 | | | 0.00 | 0.00 | 0 | | | 0.00 |
| (d) | Venture Capital Funds | 0 | 0 | 0 | | | 0.00 | 0.00 | 0 | | | 0.00 |
| (e) | Insurance Companies | 0 | 0 | 0 | | | 0.00 | 0.00 | 0 | | | 0.00 |
| (f) | Foreign Institutional Investors | 0 | 0 | 0 | | | 0.00 | 0.00 | 0 | | | 0.00 |
| (g) | Foreign Venture Capital Investors | 0 | 0 | 0 | | | 0.00 | 0.00 | 0 | | | 0.00 |
| (h) | Qualified Foreign Investor | 0 | 0 | 0 | | | 0.00 | 0.00 | 0 | | | 0.00 |
| (i) | Others | 0 | 0 | 0 | | | 0.00 | 0.00 | 0 | | | 0.00 |
| | Sub-Total B(1) : | 0 | 0 | 0 | | | 0.00 | 0.00 | 0 | | | 0.00 |




Deepak

| CATEGORY CODE | CATEGORY OF SHAREHOLDER | NO OF SHAREHOLDERS | TOTAL NUMBER OF SHARES | NO OF SHARES HELD IN DEMATERIALIZED FORM | TOTAL SHAREHOLDING AS A % OF TOTAL NO OF SHARES | | SHARES PLEDGE OR OTHERWISE ENCUMBERED | |
|---------------|---|--------------------|------------------------|--|---|--------|---------------------------------------|----------------------|
| | | | | | AS a PERCENTAGE of (A+B) | (VI) | AS a PERCENTAGE of (A+B+C) | (VII) |
| (1) | (ii) | | (iv) | (v) | (vi) | (vii) | (viii) | (ix)=(viii)/(iv)*100 |
| (2) | NON-INSTITUTIONS | | | | | | | |
| (a) | Bodies Corporate | 33 | 6428 | 2266 | 0.42 | 0.42 | | |
| (b) | Individuals | | | | | | | |
| | (i) Individuals holding nominal share capital upto Rs.1 lakh | 6638 | 373485 | 39439 | 24.67 | 24.67 | | |
| | (ii) Individuals holding nominal share capital in excess of Rs.1 lakh | 0 | 0 | 0 | 0.00 | 0.00 | | |
| (c) | Others | | | | | | | |
| | NON RESIDENT INDIANS | 1 | 192 | 192 | 0.01 | 0.01 | | |
| (d) | Qualified Foreign Investor | 0 | 0 | 0 | 0.00 | 0.00 | | |
| | Sub-Total B(2) : | 6672 | 380105 | 41897 | 25.11 | 25.11 | | |
| | Total B=B(1)+B(2) : | 6672 | 380105 | 41897 | 25.11 | 25.11 | | |
| | Total (A+B) : | 6679 | 1513694 | 1175486 | 100.00 | 100.00 | | |
| (C) | Shares held by custodians, against which Depository Receipts have been issued | | | | | | | |
| (1) | Promoter and Promoter Group | 0 | 0 | 0 | 0.00 | 0.00 | | |
| (2) | Public | | | | | | | |
| | GRAND TOTAL (A+B+C) : | 6679 | 1513694 | 1175486 | 100.00 | 100.00 | 0 | 0.00 |



Jirephor

| Statement showing holding of securities (including shares, warrants, convertible securities) of persons belonging to the category "Promoter and Promoter Group" | | | | | | | | | | | | |
|---|-------|---|------------------------|-----------------------------------|-----------------------|------------------------------------|--|-------------------------|---|---------------------------------------|---|--|
| (i)(b) | Sr.No | Name of the Shareholder | Details of Shares held | | Encumbered shares (*) | | | Details of Warrants | | Details of convertible securities | | Total Shares (including underlying shares assuming full conversion of warrants and convertible securities) as a % of diluted share capital |
| | | | No. of Shares held | As a % of grand total (A)+(B)+(C) | Pledge Shares | AS a percentage (VI)=(V)/(III)*100 | AS a % of grand total (A) + (B) + (C) of sub-clause (I)(a) | Number of warrants held | As a % total number of warrants of the same class | Number of convertible securities held | As a % total number of convertible securities of the same class | |
| (i) | | (ii) | (iii) | (iv) | (v) | (vi)=(v)/(iii)*100 | (vii) | (viii) | (ix) | (x) | (xi) | (xii) |
| | | | | | | | | | | | | |
| | 1 | TEJASWY NANDURY | 499440 | 32.99 | 0 | 0.00 | 0.00 | 0 | 0.00 | 0 | 0.00 | 32.99 |
| | 2 | SOBHA RANI NANDURI | 467416 | 30.88 | 0 | 0.00 | 0.00 | 0 | 0.00 | 0 | 0.00 | 30.88 |
| | 3 | SOVEN MANAGEMENT ASSOCIATES PVT LTD | 51144 | 3.38 | 0 | 0.00 | 0.00 | 0 | 0.00 | 0 | 0.00 | 3.38 |
| | 4 | MANDURY FINANCE AND INVESTMENTS PVT LTD | 47880 | 3.16 | 0 | 0.00 | 0.00 | 0 | 0.00 | 0 | 0.00 | 3.16 |
| | 5 | ALCHEMIST HR SERVICES PVT LTD | 40320 | 2.66 | 0 | 0.00 | 0.00 | 0 | 0.00 | 0 | 0.00 | 2.66 |
| | 6 | VENNELA NANDURY | 18102 | 1.20 | 0 | 0.00 | 0.00 | 0 | 0.00 | 0 | 0.00 | 1.20 |
| | 7 | HIFCO CONSUMER CREDIT LIMITED | 9287 | 0.61 | 0 | 0.00 | 0.00 | 0 | 0.00 | 0 | 0.00 | 0.61 |
| | | TOTAL : | 1133589 | 74.89 | 0 | 0.00 | 0.00 | 0 | 0.00 | 0 | 0.00 | 74.89 |



Tejeen


| Statement showing holding of securities (including shares, warrants, convertible securities) of persons belonging to the category "Public" and holding more than 1% of the total number of shares | | | | | | | | | | |
|---|--------|-------------------------|-----------------------|--|-------------------------|---|---------------------------------------|--|---|---|
| (I)(c)(i) | Sr.No. | Name of the shareholder | Number of shares held | Shares as a percentage of total number of shares (i.e., Grant total (A)+(B)+(C) indicated in Statement at para (I)(a) above) | Details of warrants | | Details of convertible securities | | Total shares (including underlying shares assuming full conversion of warrants and convertible securities) as a % of diluted share capital) | |
| | | | | | Number of warrants held | As a % total number of warrants of the same class | Number of convertible securities held | % w.r.t total number of convertible securities of the same class | | |
| | | | | | | | | | | |
| TOTAL : | | | | 0 | 0 | 0 | 0 | 0 | 0 | 0 |



For Official Use

| Statement showing holding of securities (including shares, warrants, convertible securities) of persons (together with PAC) belonging to the category "Public" and holding more than 5% of the total number of shares of the company | | | | | | | | | | |
|--|--------|---|-----------------------|--|-------------------------|---|---------------------------------------|--|---|---|
| (i)(c)(ii) | Sr.No. | Name(s) of the shareholder(s) and the Persons Acting in Concert (PAC) with them | Number of shares held | Shares as a percentage of total number of shares {i.e., Grant total (A)+(B)+(C) indicated in Statement at para (i)(a) above} | Details of warrants | | Details of convertible securities | | Total shares (including underlying shares assuming full conversion of warrants and convertible securities) as a % of diluted share capital) | |
| | | | | | Number of warrants held | As a % total number of warrants of the same class | Number of convertible securities held | % w.r.t total number of convertible securities of the same class | | |
| | | | | | | | | | | |
| TOTAL : | | | | | | | | | | |
| | | | 0 | 0 | 0 | 0 | 0 | 0 | 0 | 0 |

Tapan Mishra



| STATEMENT SHOWING DETAILS OF LOCKED-IN SHARES" | | | |
|--|-------------------------|----------------------------|---|
| (1)(d) | | | |
| Sr.No. | Name of the shareholder | Number of locked-in shares | Locked-in shares as a (%) percentage of total number of shares {i.e, Grand Total (A)+(B)+(C) Indicated in Statement at para (1)(a) above} |
| | | | Promoter/Promoter Group/Public |
| TOTAL : | | 0 | 0 |

Tejraj N. K. S.



| STATEMENT SHOWING DETAILS OF DEPOSITORY RECEIPTS (DRS) | | | | |
|--|--|---------------------------|---|--|
| (II)(a) | | | | |
| Sr.No. | Type of outstanding DR (ADRs,GDRs,SDRs,etc.) | Number of outstanding DRS | Number of shares underlying outstanding DRS | Shares underlying outstanding DRS as a percentage of total number of shares (i.e., Grand Total (A)+(B)+(C) indicated in Statement at Para(I)(a) above} |
| | | 0 | 0 | 0 |
| TOTAL : | | | | 0 |



Tejraj Kulkarni

| Statement showing Holding of Depository Receipts (DRs), where underlying shares held by "Promoter/Promoter group" are in excess of 1% of the total number shares. | | | | |
|---|-----------------------|---|---|---|
| (ii)(b) | Name of the DR Holder | Type of outstanding DR (ADRs, GDRs, SDRs, etc.) | Number of shares underlying outstanding DRs | Shares underlying outstanding DRs as a percentage of total number of shares (i.e., Grand Total (A)+(B)+(C) indicated in Statement at para (I)(a) above) |
| | | | | |
| | | | | |
| | | | 0 | |
| | TOTAL : | | | 0 |



Tejraj N. S.